 A Medical Life Sciences Company	Certificate of Analysis	COA No: CA_BSM-0021-3
		Version: 01

JetSeq FAST Lo-ROX Mix For Research Use Only	Storage Conditions:	-20°C
	Lot number:	JFL-717211A
	Expiry date:	May 2019

Quality Control Parameters

Description	Specification	Result
Functional	Quantitative PCR analysis amplifying 6 genes from a dilution series of mouse cDNA under standard conditions. Cq and melting profiles must be consistent for the test and reference sample with 0.5+/- Cq variance.	Passed
DNA contamination	Quantitative PCR analysis with no template. Presence of E. coli and mouse genomic DNA checked. Test sample must amplify in concordance with control sample.	Passed
DNase contamination	Incubation of a 1 Kb double stranded DNA fragment. Incubation for 4 hours at 37 °C with dilution series of DNase I. Analysed by agarose gel electrophoresis. Test sample must exhibit less degradation than the limit of detection 2.5 x 10 ³ U DNase.	Passed

Authorised by Christopher Weatherall



United Kingdom
Headquarters UK

USA

Germany

France

Australia

Singapore

info.uk@bioline.com

Tel: +44 (0)20 8830 5300
Fax: +44 (0)20 8452 2822

info.us@bioline.com

Tel: +1 508 880 8990
Fax: +1 508 880 8993

info.de@bioline.com

Tel: +49 (0)3371 681 229
Fax: +49 (0)3371 681 244

info.fr@bioline.com


Tel: +33 (0)1 42 56 04 40
Fax: +33 (0)9 70 06 62 10

info.aust@bioline.com

Tel: +61 (0)2 9209 4180
Fax: +61 (0)2 9209 4763

info.sg@bioline.com

Tel: +65 6774 7196
Fax: +65 6774 6441

 <small>A Merck Life Science Company</small>	<h2>Certificate of Analysis</h2>	COA No: CA_BMM-0028
		Version: 01

<h1>JetSeq Primer Mix</h1> <small>For Research Use Only</small>	Storage Conditions:	-20°C
	Lot number:	JPM-717511A
	Expiry date:	May 2019

Quality Control Parameters

Analysis	Specification	Result
Functional	JetSeq Primer mix is used in qPCR under standard JetSeq Library Quantification kit conditions to amplify a reference DNA template. The amplification curve analysis should demonstrate an average Ct value of 9.3 ± 0.5 and the melt curve analysis is expected to produce a single peak with a T_m value of 82.3 ± 0.4 °C.	Passed
DNase contamination	The effect of the incubation of JetSeq Primer Mix (4h, 37 °C) with a 1 Kb dsDNA fragment is compared with a dilution series of DNase I on agarose gel electrophoresis. Test sample must exhibit less degradation than 2.5×10^{-3} U DNase.	Passed

Authorised by Christopher Weatherall



United Kingdom
Headquarters UK

info.uk@bioline.com
Tel: +44 (0)20 8830 5300
Fax: +44 (0)20 8452 2822

USA

info.us@bioline.com
Tel: +1 508 880 8990
Fax: +1 508 880 8993

Germany

info.de@bioline.com
Tel: +49 (0)3371 681 229
Fax: +49 (0)3371 681 244

France


Info.fr@bioline.com
Tel: +33 (0)1 42 56 04 40
Fax: +33 (0)9 70 06 62 10

Australia

info.aust@bioline.com
Tel: +61 (0)2 9209 4180
Fax: +61 (0)2 9209 4763

Singapore

Info.sg@bioline.com
Tel: +65 6774 7196
Fax: +65 6774 6441

 A Medvet Life Sciences Company	Certificate of Analysis	COA No: CA_BH-0055, -0056, -0057, -0058, -0059 & -0060
		Version: 01

<h2>JetSeq Standards</h2> <p>For Research Use Only</p>	Storage Conditions: -20°C
	Lot number: JS01-717203 JS02-717203 JS03-717203 JS04-717203 JS05-717203 JS06-717203
	Expiry date: May 2019

Quality Control Parameters

Analysis	Specification	Result
Functional	JetSeq Standards are used in qPCR under JetSeq Library Quantification kit recommended conditions. The average Ct value of the Standard 1 exhibits 9.3 ± 0.5 and the measured efficiency of the reaction should be between 90 – 100 %. The melt analysis should produce a single peak.	Passed
DNase contamination	The effect of the incubation of JetSeq Standards (4h, 37 °C) with a 1 Kb dsDNA fragment is compared with a dilution series of DNase I on agarose gel electrophoresis. Test sample must exhibit less degradation than 2.5×10^{-3} U DNase.	Passed

Authorised by Christopher Weatherall



United Kingdom
Headquarters UK

info.uk@bioline.com
Tel: +44 (0)20 8830 5300
Fax: +44 (0)20 8452 2822

USA

info.us@bioline.com
Tel: +1 508 880 8990
Fax: +1 508 880 8993

Germany

info.de@bioline.com
Tel: +49 (0)3371 681 229
Fax: +49 (0)3371 681 244

France


info.fr@bioline.com
Tel: +33 (0)1 42 56 04 40
Fax: +33 (0)9 70 06 62 10

Australia

info.aust@bioline.com
Tel: +61 (0)2 9209 4180
Fax: +61 (0)2 9209 4763

Singapore

[Info.sg@bioline.com](mailto:info.sg@bioline.com)
Tel: +65 6774 7196
Fax: +65 6774 6441

 <small>A Merck Life Science Company</small>	<h2>Certificate of Analysis</h2>	COA No: CA_BDB-0024
		Version: 01

<h1>JetSeq Dilution Buffer</h1> <small>For Research Use Only</small>	Storage Conditions:	-20°C
	Lot number:	JDB-717211A
	Expiry date:	May 2019

Quality Control Parameters

Analysis	Specification	Result
Functional	The DNA melting property of the JetSeq Dilution Buffer was controlled by qPCR under standard JetSeq Quantification kit conditions. The resulting melting profile should show only one major melting peak with an expected T _m value of 82.3 ±0.4 °C.	Passed
DNase contamination	The effect of the incubation of JetSeq Dilution Buffer (4h, 37 °C) with a 1 Kb dsDNA fragment is compared with a dilution series of DNase I on agarose gel electrophoresis. Test sample must exhibit less degradation than 2.5 x 10 ⁻³ U DNase.	Passed

Authorised by Christopher Weatherall



United Kingdom
Headquarters UK

info.uk@bioline.com
Tel: +44 (0)20 8830 5300
Fax: +44 (0)20 8452 2822

USA

info.us@bioline.com
Tel: +1 508 880 8990
Fax: +1 508 880 8993

Germany

info.de@bioline.com
Tel: +49 (0)3371 681 229
Fax: +49 (0)3371 681 244

France

info.fr@bioline.com
Tel: +33 (0)1 42 56 04 40
Fax: +33 (0)9 70 06 62 10

Australia

info.aust@bioline.com
Tel: +61 (0)2 9209 4180
Fax: +61 (0)2 9209 4763

Singapore

[Info.sg@bioline.com](mailto:info.sg@bioline.com)
Tel: +65 6774 7196
Fax: +65 6774 6441