



Certificate of Analysis

COA No: CA BEM-0007

Version: 03

Velocity DNA Polymerase

For Research Use Only

Storage Conditions: -20°C

Lot number: VL-518104A

Expiry date: May 2020

Quality Control Parameters

Analysis	Specification	Result
Functional	<p>Fragment of size 7Kb is amplified with a dilution series Human Genomic DNA, using standard conditions and 30 cycles. Single distinct bands were observed with agarose gel electrophoresis (ethidium stained).</p> <p>Quantitative PCR analysis amplifying 1 gene from a dilution series of enzyme under standard conditions. Cq and melting profiles must be consistent for the test and reference sample with 0.5+/- Cq variance.</p>	Passed
DNA contamination	Quantitative PCR analysis with no template. Presence of <i>E. coli</i> and mouse genomic DNA checked. Test sample must amplify in line with a reference sample.	Passed
DNase contamination	Incubation of a 1Kb double stranded DNA fragment. Incubation for 4 hours at 37°C with dilution series of DNase I. Analysed by agarose gel electrophoresis. Test sample must show less degradation than the limit of detection 2.5×10^{-3} U DNase.	Passed

Authorised by Ivan Mijatovic

United Kingdom
Headquarters UK

info.uk@bioline.com
Tel: +44 (0)20 8830 5300
Fax: +44 (0)20 8452 2822

USA

info.us@bioline.com
Tel: +1 508 880 8990
Fax: +1 508 880 8993

Germany

info.de@bioline.com
Tel: +49 (0)3371 681 229
Fax: +49 (0)3371 681 244

France


info.fr@bioline.com
Tel: +33 (0)1 42 56 04 40
Fax: +33 (0)9 70 06 62 10

Australia

info.aust@bioline.com
Tel: +61 (0)2 9209 4180
Fax: +61 (0)2 9209 4763

Singapore

info.sg@bioline.com
Tel: +65 6774 7196
Fax: +65 6774 6441

 <small>A Merck Life Science Company</small>	Certificate of Analysis	COA No: CA_XBB-0013
		Version: 03

<h2>5x HiFi Buffer</h2> <p>For Research Use Only</p>	Storage Conditions:	-20°C
	Lot number:	VLH-718104A
	Expiry date:	May 2020

Quality Control Parameters

Analysis	Specification	Result
Functional	Fragment of size 7Kb was amplified with a dilution series of Velocity Polymerase and a dilution series of human genomic DNA, using standard conditions and 30 cycles. Single distinct bands were observed with agarose gel electrophoresis (ethidium stained).	Passed
DNA contamination	Quantitative PCR analysis with no template. Presence of <i>E. coli</i> and mouse genomic DNA checked. Test sample must amplify in line with a reference sample.	Passed
DNase contamination	Incubation of a 1Kb double stranded DNA fragment. Incubation for 4 hours at 37°C with dilution series of DNase I. Analysed by agarose gel electrophoresis. Test sample must show less degradation than the limit of detection 2.5×10^{-3} U DNase.	Passed

Authorised by Ivan Mijatovic



United Kingdom
Headquarters UK

info.uk@bioline.com
Tel: +44 (0)20 8830 5300
Fax: +44 (0)20 8452 2822

USA

info.us@bioline.com
Tel: +1 508 880 8990
Fax: +1 508 880 8993

Germany

info.de@bioline.com
Tel: +49 (0)3371 681 229
Fax: +49 (0)3371 681 244

France


Info.fr@bioline.com
Tel: +33 (0)1 42 56 04 40
Fax: +33 (0)9 70 06 62 10

Australia

info.aust@bioline.com
Tel: +61 (0)2 9209 4180
Fax: +61 (0)2 9209 4763

Singapore

Info.sg@bioline.com
Tel: +65 6774 7196
Fax +65 6774 6441

 <small>A Mediatech Life Sciences Company</small>	<h2>Certificate of Analysis</h2>	COA No: CA CHM-0061
		Version: 03

<h1>DMSO</h1> For Research Use Only	Storage Conditions:	-20 °C
	Lot number:	DSX-818104A
	Expiry date:	May 2020

Quality Control Parameters

Analysis	Specification	Result
Purity	≥ 99.9%	Passed
Density (d ₂₀ °C/20 °C)	1.101-1.103	Passed
Refractive index (n _{20/D})	1.478-1.479	Passed
Melting point	18.2 °C	Passed
Boiling point	188-190 °C	Passed

Authorised by Ivan Mijatovic



United Kingdom
Headquarters UK

info.uk@bioline.com
Tel: +44 (0)20 8830 5300
Fax: +44 (0)20 8452 2822

USA

info.us@bioline.com
Tel: +1 508 880 8990
Fax: +1 508 880 8993

Germany

info.de@bioline.com
Tel: +49 (0)3371 681 229
Fax: +49 (0)3371 681 244

France


info.fr@bioline.com
Tel: +33 (0)1 42 56 04 40
Fax: +33 (0)9 70 06 62 10

Australia

info.aust@bioline.com
Tel: +61 (0)2 9209 4180
Fax: +61 (0)2 9209 4763

Singapore

[Info.sg@bioline.com](mailto:info.sg@bioline.com)
Tel: +65 6774 7196
Fax +65 6774 6441

 <small>A Medvet BioScience Company</small>	Certificate of Analysis	COA No: CA_XBB-0014
		Version: 03

<h2>MgCl₂ Solution, 50mM</h2> <p>Suitable for Research and further Manufacturing Use as an IVD component</p>	Storage Conditions:	-20°C
	Lot number:	MG-717111A
	Expiry date:	May 2020

Quality Control Parameters

Analysis	Specification	Result
Functional	Fragments of sizes 800bp and 3000bp are amplified with a dilution series of BIOTAQ™ DNA Polymerase, using standard conditions and 30 cycles. Single distinct bands were observed with agarose gel electrophoresis (ethidium stained).	Passed
DNA contamination	Quantitative PCR analysis with no template. Presence of <i>E. coli</i> and mouse genomic DNA checked. Test sample must amplify in line with a reference sample.	Passed
DNase contamination	Incubation of a 1Kb double stranded DNA fragment. Incubation for 4 hours at 37°C with dilution series of DNase I. Analysed by agarose gel electrophoresis. Test sample must show less degradation than the limit of detection 2.5×10^{-3} U DNase.	Passed

Authorised by Ivan Mijatovic



United Kingdom
Headquarters UK

info.uk@bioline.com
Tel: +44 (0)20 8830 5300
Fax: +44 (0)20 8452 2822

USA

info.us@bioline.com
Tel: +1 508 880 8990
Fax: +1 508 880 8993

Germany

info.de@bioline.com
Tel: +49 (0)3371 681 229
Fax: +49 (0)3371 681 244

France

Info.fr@bioline.com
Tel: +33 (0)1 42 56 04 40
Fax: +33 (0)9 70 06 62 10

Australia

info.aust@bioline.com
Tel: +61 (0)2 9209 4180
Fax: +61 (0)2 9209 4763

Singapore

Info.sg@bioline.com
Tel: +65 6774 7196
Fax +65 6774 6441