



Certificate of Analysis

COA No: CA BEM-0003

Version: 03

MangoTaq DNA Polymerase

For Research Use Only

Storage Conditions: -20°C

Lot number: BTLM-718407A

Expiry date: August 2020

Quality Control Parameters

Analysis	Specification	Result
Functional	Fragment of size 3Kb is amplified with a dilution series of Taq DNA Polymerase, using standard conditions and 30 cycles. Fragment of size 800bp is amplified with a dilution series of human genomic DNA, using standard conditions and 30 cycles. Single distinct bands were observed with agarose gel electrophoresis (ethidium stained).	Passed
DNA contamination	Quantitative PCR analysis with no template. Presence of <i>E. coli</i> and mouse genomic DNA checked. Test sample must amplify in line with a reference sample.	Passed
DNase contamination	Incubation of a 1Kb double stranded DNA fragment. Incubation for 4 hours at 37°C with dilution series of DNase I. Analysed by agarose gel electrophoresis. Test sample must show less degradation than the limit of detection 2.5×10^{-3} U DNase.	Passed

Authorised by Ivan Mijatovic

United Kingdom
Headquarters UK

USA

Germany

France

Australia

Singapore

info.uk@bioline.com

Tel: +44 (0)20 8830 5300
Fax: +44 (0)20 8452 2822

info.us@bioline.com

Tel: +1 508 880 8990
Fax: +1 508 880 8993

info.de@bioline.com

Tel: +49 (0)3371 681 229
Fax: +49 (0)3371 681 244

info.fr@bioline.com


Tel: +33 (0)1 42 56 04 40
Fax: +33 (0)9 70 06 62 10

info.aust@bioline.com

Tel: +61 (0)2 9209 4180
Fax: +61 (0)2 9209 4763

info.sg@bioline.com

Tel: +65 6774 7196
Fax: +65 6774 6441

 <small>A Medtronic Life Sciences Company</small>	Certificate of Analysis	COA No: CA_XBB-0014
		Version: 03

<h2>MgCl₂ Solution, 50mM</h2> <p>Suitable for Research and further Manufacturing Use as an IVD component</p>	Storage Conditions:	-20°C
	Lot number:	MG-2031.003
	Expiry date:	August 2020

Quality Control Parameters

Analysis	Specification	Result
Functional	Fragments of sizes 800bp and 3000bp are amplified with a dilution series of BIOTAQ™ DNA Polymerase, using standard conditions and 30 cycles. Single distinct bands were observed with agarose gel electrophoresis (ethidium stained).	Passed
DNA contamination	Quantitative PCR analysis with no template. Presence of <i>E. coli</i> and mouse genomic DNA checked. Test sample must amplify in line with a reference sample.	Passed
DNase contamination	Incubation of a 1Kb double stranded DNA fragment. Incubation for 4 hours at 37°C with dilution series of DNase I. Analysed by agarose gel electrophoresis. Test sample must show less degradation than the limit of detection 2.5×10^{-3} U DNase.	Passed

Authorised by Ivan Mijatovic



United Kingdom
Headquarters UK

info.uk@bioline.com
Tel: +44 (0)20 8830 5300
Fax: +44 (0)20 8452 2822

USA

info.us@bioline.com
Tel: +1 508 880 8990
Fax: +1 508 880 8993

Germany

info.de@bioline.com
Tel: +49 (0)3371 681 229
Fax: +49 (0)3371 681 244

France


Info.fr@bioline.com
Tel: +33 (0)1 42 56 04 40
Fax: +33 (0)9 70 06 62 10

Australia

info.aust@bioline.com
Tel: +61 (0)2 9209 4180
Fax: +61 (0)2 9209 4763

Singapore

Info.sg@bioline.com
Tel: +65 6774 7196
Fax +65 6774 6441

 <small>A Molecular Biology Company</small>	Certificate of Analysis	COA No: CA XBB-0007
		Version: 03

<h1>MangoTaq Buffer Colourless</h1> For Research Use Only	Storage Conditions:	-20°C
	Lot number:	NHM-818107A
	Expiry date:	August 2020

Quality Control Parameters

Analysis	Specification	Result
Functional	Fragment of size 3000bp was amplified with a dilution series of MangoTaq™, using standard conditions and 30 cycles. Fragment of size 800bp was amplified with a dilution series of Human Genomic DNA, using standard conditions and 30 cycles. Single distinct bands were observed with agarose gel electrophoresis (ethidium stained).	Passed
DNA contamination	Quantitative PCR analysis with no template. Presence of <i>E. coli</i> and mouse genomic DNA checked. Test sample must amplify in line with a reference sample.	Passed
DNase contamination	Incubation of a 1Kb double stranded DNA fragment. Incubation for 4 hours at 37°C with dilution series of DNase I. Analysed by agarose gel electrophoresis. Test sample must show less degradation than the limit of detection 2.5×10^{-3} U DNase.	Passed

Authorised by Ivan Mijatovic



United Kingdom
Headquarters UK

info.uk@bioline.com
Tel: +44 (0)20 8830 5300
Fax: +44 (0)20 8452 2822

USA

info.us@bioline.com
Tel: +1 508 880 8990
Fax: +1 508 880 8993

Germany

info.de@bioline.com
Tel: +49 (0)3371 681 229
Fax: +49 (0)3371 681 244

France


Info.fr@bioline.com
Tel: +33 (0)1 42 56 04 40
Fax: +33 (0)9 70 06 62 10

Australia

info.aust@bioline.com
Tel: +61 (0)2 9209 4180
Fax: +61 (0)2 9209 4763

Singapore

Info.sg@bioline.com
Tel: +65 6774 7196
Fax: +65 6774 6441

 <small>A Molecular Biology Company</small>	<h2>Certificate of Analysis</h2>	COA No: CA XBB-0008
		Version: 03

<h1>MangoTaq Buffer Coloured</h1> <p>For Research Use Only</p>	Storage Conditions:	-20°C
	Lot number:	NHMR-818107A
	Expiry date:	August 2020

Quality Control Parameters

Analysis	Specification	Result
Functional	Fragment of size 3000bp was amplified with a dilution series of Lambda DNA and a dilution series of MangoTaq™, using standard conditions and 30 cycles. Single distinct bands were observed with agarose gel electrophoresis (ethidium stained).	Passed
DNA contamination	Quantitative PCR analysis with no template. Presence of <i>E. coli</i> and mouse genomic DNA checked. Test sample must amplify in line with a reference sample.	Passed
DNase contamination	Incubation of a 1Kb double stranded DNA fragment. Incubation for 4 hours at 37°C with dilution series of DNase I. Analysed by agarose gel electrophoresis. Test sample must show less degradation than the limit of detection 2.5×10^{-3} U DNase.	Passed

Authorised by Ivan Mijatovic



United Kingdom
Headquarters UK

info.uk@bioline.com
Tel: +44 (0)20 8830 5300
Fax: +44 (0)20 8452 2822

USA

info.us@bioline.com
Tel: +1 508 880 8990
Fax: +1 508 880 8993

Germany

info.de@bioline.com
Tel: +49 (0)3371 681 229
Fax: +49 (0)3371 681 244

France

info.fr@bioline.com
Tel: +33 (0)1 42 56 04 40
Fax: +33 (0)9 70 06 62 10

Australia

info.aust@bioline.com
Tel: +61 (0)2 9209 4180
Fax: +61 (0)2 9209 4763

Singapore

info.sg@bioline.com
Tel: +65 6774 7196
Fax: +65 6774 6441