

RT Buffer

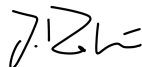
For research or further manufacturing use only

Catalog No:	BIO-65042
Lot No:	RA383-B126100
Storage Conditions:	-20°C
Component Lot No:	TRTB-324103B
Expiry date:	April 2026

Quality Control Parameters

Analysis	Specification	Result
Functional	Fragment of size 1Kb was reverse transcribed with BioScript™, with a template dilution series, using standard conditions. Single distinct bands were observed with agarose gel electrophoresis (ethidium stained).	Passed
DNA contamination	Quantitative PCR analysis with no template. Presence of <i>E. coli</i> and mouse genomic DNA checked. Test sample must amplify in line with a reference sample.	Passed
DNase contamination	Incubation of a 1Kb double stranded DNA fragment. Incubation for 4 hours at 37°C with dilution series of DNase I. Analysed by agarose gel electrophoresis. Test sample must show less degradation than the limit of detection 2.5×10^{-3} U DNase.	Passed
RNase contamination	Quantitative PCR analysis with high and low RNase standards. Test sample must show less RNase activity than the limit of detection 9.7×10^{-3} ng/μL RNase.	Passed

QA / QC Representative:



J. Rahnenführre

 Date: 13th March 2024

United Kingdom

 Tel: +44 (0)20 8830 5300
 Fax: +44 (0)20 8452 2822

USA

 Tel: +1 901.382.8716
 Fax: +1 901.382.0027

Germany

 Tel: +49 (0)3371 60222 00
 Fax: +49 (0)3371 60222 01

RNase Inhibitor

Suitable for Research and further Manufacturing Use

Catalog No:	BIO-65042
Lot No:	RA383-B126100
Storage Conditions:	-20°C
Component Lot No:	RI-124303A
Expiry date:	April 2026

Quality Control Parameters

Analysis	Specification	Result
Inhibition	Test level of inhibition by incubating total RNA with concentration gradient of RNase A. Bands were observed with agarose gel electrophoresis (ethidium stained).	Passed

QA / QC Representative:



J. Rahnenführer

 Date: 13th March 2024

United Kingdom

Tel: +44 (0)20 8830 5300
 Fax: +44 (0)20 8452 2822

USA

Tel: +1 901.382.8716
 Fax: +1 901.382.0027

Germany

Tel: +49 (0)3371 60222 00
 Fax: +49 (0)3371 60222 01

dNTP Mix 10mM

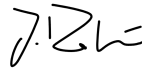
Suitable for Research and further Manufacturing Use

Catalog No:	BIO-65042
Lot No:	RA383-B126100
Storage Conditions:	-20°C
Component Lot No:	DM1-324203A
Expiry date:	April 2026

Quality Control Parameters

Analysis	Specification	Result
Functional	A 800bp human genomic DNA fragment is amplified with a dilution series of enzymes, using standard conditions and 30 cycles. Single distinct bands were observed with agarose gel electrophoresis (ethidium stained).	Passed
DNA contamination	Quantitative PCR analysis with no template. Presence of <i>E. coli</i> and mouse genomic DNA checked. Test sample must amplify in line with a reference sample.	Passed
DNase contamination	Incubation of a 1Kb double stranded DNA fragment. Incubation for 4 hours at 37°C with dilution series of DNase I. Analysed by agarose gel electrophoresis. Test sample must show less degradation than the limit of detection 2.5×10^{-3} U DNase.	Passed
RNase contamination	Quantitative PCR analysis with high and low RNase standards. Test sample must show less RNase activity than the limit of detection 9.7×10^{-3} ng/ μ L RNase.	Passed
Nicking Activity	Incubation of dNTP Mix with supercoiled control plasmid. Analysed by agarose gel electrophoresis. Test sample does not show an increase of linearized or relaxed plasmid.	Passed

QA / QC Representative:



J. Rahnenführer

 Date: 13th March 2024

United Kingdom

 Tel: +44 (0)20 8830 5300
 Fax: +44 (0)20 8452 2822

USA

 Tel: +1 901.382.8716
 Fax: +1 901.382.0027

Germany

 Tel: +49 (0)3371 60222 00
 Fax: +49 (0)3371 60222 01

Random Hexamer Primer

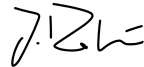
For research or further manufacturing use only

Catalog No:	BIO-65042
Lot No:	RA383-B126100
Storage Conditions:	-20°C
Component Lot No:	RHP-324103A
Expiry date:	April 2026

Quality Control Parameters

Analysis	Specification	Result
Functional	A 1Kb fragment is reverse transcribed from Poly A RNA with a dilution series of BioScript™, using standard conditions. Single distinct bands were observed with agarose gel electrophoresis (ethidium stained).	Passed
RNase contamination	Quantitative PCR analysis with high and low RNase standards. Test sample must show less RNase activity than the limit of detection 9.7×10^{-3} ng/μL RNase.	Passed

QA / QC Representative:



J. Rahnenführer

 Date: 13th March 2024

United Kingdom

 Tel: +44 (0)20 8830 5300
 Fax: +44 (0)20 8452 2822

USA

 Tel: +1 901.382.8716
 Fax: +1 901.382.0027

Germany

 Tel: +49 (0)3371 60222 00
 Fax: +49 (0)3371 60222 01

Oligo (dT)₁₈

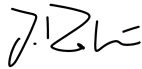
For research or further manufacturing use only

Catalog No:	BIO-65042
Lot No:	RA383-B126100
Storage Conditions:	-20°C
Component Lot No:	ODT-124103A
Expiry date:	April 2026

Quality Control Parameters

Analysis	Specification	Result
Functional	A 1Kb fragment is reverse transcribed from Poly A RNA with a dilution series of BioScript™, using standard conditions. Single distinct bands were observed with agarose gel electrophoresis (ethidium stained).	Passed
RNase contamination	Quantitative PCR analysis with high and low RNase standards. Test sample must show less RNase activity than the limit of detection 9.7×10^{-3} ng/ μ L RNase.	Passed

QA / QC Representative:



J. Rahnenführer

 Date: 13th March 2024

United Kingdom

Tel: +44 (0)20 8830 5300
 Fax: +44 (0)20 8452 2822

USA

Tel: +1 901.382.8716
 Fax: +1 901.382.0027

Germany

Tel: +49 (0)3371 60222 00
 Fax: +49 (0)3371 60222 01

DEPC Water

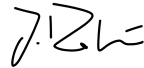
For research or further manufacturing use only

Catalog No:	BIO-65042
Lot No:	RA383-B126100
Storage Conditions:	-20°C
Component Lot No:	DWT-124903B
Expiry date:	April 2026

Quality Control Parameters

Analysis	Specification	Result
DNA contamination	Quantitative PCR analysis with no template. Presence of <i>E. coli</i> and mouse genomic DNA checked. Test sample must amplify in line with control sample.	Passed
DNase contamination	Incubation of a 1Kb double stranded DNA fragment. Incubation for 4 hours at 37°C with dilution series of DNase I. Analysed by agarose gel electrophoresis. Test sample must show less degradation than the limit of detection 2.5×10^{-3} U DNase I.	Passed
RNase contamination	Quantitative PCR analysis with high and low RNase standards. Test sample must show less RNase activity than the limit of detection 9.7×10^{-3} ng/ μ L RNase.	Passed

QA / QC Representative:



J. Rahnneführer

 Date: 13th March 2024

United Kingdom

 Tel: +44 (0)20 8830 5300
 Fax: +44 (0)20 8452 2822

USA

 Tel: +1 901.382.8716
 Fax: +1 901.382.0027

Germany

 Tel: +49 (0)3371 60222 00
 Fax: +49 (0)3371 60222 01