

SensiFAST™ SYBR® No-ROX One-Step Kit

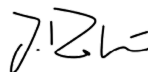
For research or further manufacturing use only

Catalog No:	BIO-72005
Lot No:	SF611-B131240
Storage Conditions:	-20°C
Component Lot No:	SFSN1S-424109A
Expiry date:	October 2026

Quality Control Parameters

Analysis	Specification	Result
Functional	Quantitative PCR analysis amplifying 6 genes from a dilution series of mouse RNA under standard conditions. Cq and melting profiles must be consistent for the test and reference sample with ± 0.5 Cq variance.	Passed
DNA contamination	Quantitative PCR analysis with no template. Presence of <i>E. coli</i> and mouse genomic DNA checked. Test sample must amplify in line with control sample.	Passed
DNase contamination	Incubation of a 1Kb double stranded DNA fragment. Incubation for 4 hours at 37°C with dilution series of DNase I. Analysed by agarose gel electrophoresis. Test sample must show less degradation than the limit of detection 2.5×10^{-3} U DNase I.	Passed
RNase contamination	Quantitative PCR analysis with high and low RNase standards. Test sample must show less RNase activity than the limit of detection 9.7×10^{-3} ng/ μ L RNase.	Passed

QA / QC Representative:



J. Rahnenführer

Date: 26th September 2024

United Kingdom

Tel: +44 (0)20 8830 5300
Fax: +44 (0)20 8452 2822

USA

Tel: +1 901.382.8716
Fax: +1 901.382.0027

Germany

Tel: +49 (0)3371 60222 00
Fax: +49 (0)3371 60222 01

Reverse Transcriptase

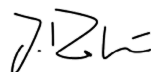
For research or further manufacturing use only

Catalog No:	BIO-72005
Lot No:	SF611-B131240
Storage Conditions:	-20°C
Component Lot No:	RTS-224209
Expiry date:	October 2026

Quality Control Parameters

Analysis	Specification	Result
Functional	Quantitative PCR analysis amplifying 6 genes from a dilution series of mouse RNA under standard conditions. Cq and melt profiles must be consistent for the test and reference sample with ± 0.5 Cq variance.	Passed
DNA contamination	Quantitative PCR analysis with no template. Presence of <i>E. coli</i> and mouse genomic DNA checked. Test sample must amplify in line with control sample.	Passed
DNase contamination	Incubation of a 1Kb double stranded DNA fragment. Incubation for 4 hours at 37°C with dilution series of DNase I. Analysed by agarose gel electrophoresis. Test sample must show less degradation than the limit of detection 2.5×10^{-3} U DNase I.	Passed
RNase contamination	Quantitative PCR analysis with high and low RNase standards. Test sample must show less RNase activity than the limit of detection 9.7×10^{-3} ng/ μ L RNase.	Passed

QA / QC Representative:



J. Rahnenführer

 Date: 26th September 2024

United Kingdom

 Tel: +44 (0)20 8830 5300
 Fax: +44 (0)20 8452 2822

USA

 Tel: +1 901.382.8716
 Fax: +1 901.382.0027

Germany

 Tel: +49 (0)3371 60222 00
 Fax: +49 (0)3371 60222 01

RNase Inhibitor


Suitable for Research and further Manufacturing Use

Catalog No:	BIO-72005
Lot No:	SF611-B131240
Storage Conditions:	-20°C
Component Lot No:	RI-124309A
Expiry date:	October 2026

Quality Control Parameters

Analysis	Specification	Result
Inhibition	Test level of inhibition by incubating total RNA with concentration gradient of RNase A. Bands were observed with agarose gel electrophoresis (ethidium stained).	Passed

QA / QC Representative:



J. Rahnenführer

Date: 26th September 2024

United Kingdom

Tel: +44 (0)20 8830 5300
Fax: +44 (0)20 8452 2822

USA

Tel: +1 901.382.8716
Fax: +1 901.382.0027

Germany

Tel: +49 (0)3371 60222 00
Fax: +49 (0)3371 60222 01

DEPC Water

For research or further manufacturing use only

Catalog No:	BIO-72005
Lot No:	SF611-B131240
Storage Conditions:	-20°C
Component Lot No:	DWT-124909C
Expiry date:	October 2026

Quality Control Parameters

Analysis	Specification	Result
DNA contamination	Quantitative PCR analysis with no template. Presence of <i>E. coli</i> and mouse genomic DNA checked. Test sample must amplify in line with control sample.	Passed
DNase contamination	Incubation of a 1Kb double stranded DNA fragment. Incubation for 4 hours at 37°C with dilution series of DNase I. Analysed by agarose gel electrophoresis. Test sample must show less degradation than the limit of detection 2.5×10^{-3} U DNase I.	Passed
RNase contamination	Quantitative PCR analysis with high and low RNase standards. Test sample must show less RNase activity than the limit of detection 9.7×10^{-3} ng/ μ L RNase.	Passed

QA / QC Representative:



J. Rahnenführer

 Date: 26th September 2024

United Kingdom

 Tel: +44 (0)20 8830 5300
 Fax: +44 (0)20 8452 2822

USA

 Tel: +1 901.382.8716
 Fax: +1 901.382.0027

Germany

 Tel: +49 (0)3371 60222 00
 Fax: +49 (0)3371 60222 01