

# SensiFAST™ Probe No-ROX One-Step Kit

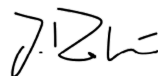
For research or further manufacturing use only

Catalog No:	BIO-76001
Lot No:	SF618-B134580
Storage Conditions:	-20°C
Component Lot No:	SFPN1S-425301A
Expiry date:	February 2027

## Quality Control Parameters

Analysis	Specification	Result
Functional	Quantitative PCR analysis amplifying 6 genes from a dilution series of mouse RNA under standard conditions. Cq profiles must be consistent for the test and reference sample with ± 0.5 Cq variance.	Passed
DNA contamination	Quantitative PCR analysis with no template. Presence of <i>E. coli</i> and mouse genomic DNA checked. Test sample must amplify in line with control sample.	Passed
DNase contamination	Incubation of a 1Kb double stranded DNA fragment. Incubation for 4 hours at 37°C with dilution series of DNase I. Analysed by agarose gel electrophoresis. Test sample must show less degradation than the limit of detection 2.5 x 10 <sup>-3</sup> U DNase I.	Passed
RNase contamination	Quantitative PCR analysis with high and low RNase standards. Test sample must show less RNase activity than the limit of detection 9.7x10 <sup>-3</sup> ng/μL RNase.	Passed

QA / QC Representative:



J. Rahnenführer

Date: 8<sup>th</sup> January 2025

**United Kingdom**

Tel: +44 (0)20 8830 5300  
Fax: +44 (0)20 8452 2822

**USA**

Tel: +1 901.382.8716  
Fax: +1 901.382.0027

**Germany**

Tel: +49 (0)3371 60222 00  
Fax: +49 (0)3371 60222 01

## Reverse Transcriptase

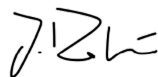
For research or further manufacturing use only

Catalog No:	BIO-76001
Lot No:	SF618-B134580
Storage Conditions:	-20°C
Component Lot No:	RTP-425101A
Expiry date:	February 2027

### Quality Control Parameters

Analysis	Specification	Result
Functional	Quantitative PCR analysis amplifying 6 genes from a dilution series of mouse RNA under standard conditions. Cq profiles must be consistent for the test and reference sample with $\pm 0.5$ Cq variance.	Passed
DNA contamination	Quantitative PCR analysis with no template. Presence of <i>E. coli</i> and mouse genomic DNA checked. Test sample must amplify in line with control sample.	Passed
DNase contamination	Incubation of a 1Kb double stranded DNA fragment. Incubation for 4 hours at 37°C with dilution series of DNase I. Analysed by agarose gel electrophoresis. Test sample must show less degradation than the limit of detection $2.5 \times 10^{-3}$ U DNase I.	Passed
RNase contamination	Quantitative PCR analysis with high and low RNase standards. Test sample must show less RNase activity than the limit of detection $9.7 \times 10^{-3}$ ng/ $\mu$ L RNase.	Passed

QA / QC Representative:



J. Rahnenführer

 Date: 8<sup>th</sup> January 2025

United Kingdom

 Tel: +44 (0)20 8830 5300  
 Fax: +44 (0)20 8452 2822

USA

 Tel: +1 901.382.8716  
 Fax: +1 901.382.0027

Germany

 Tel: +49 (0)3371 60222 00  
 Fax: +49 (0)3371 60222 01



# Certificate of Analysis

COA No: CA\_XBE-0031

Version: 09

## RNase Inhibitor

Suitable for Research and further Manufacturing Use

Catalog No:	BIO-76001
Lot No:	SF618-B134580
Storage Conditions:	-20°C
Component Lot No:	RI-125901B
Expiry date:	February 2027

### Quality Control Parameters

Analysis	Specification	Result
Inhibition	Test level of inhibition by incubating total RNA with concentration gradient of RNase A. Bands were observed with agarose gel electrophoresis (ethidium stained).	Passed

QA / QC Representative:

J. Rahnenführer

Date: 8<sup>th</sup> January 2025

**United Kingdom**

Tel: +44 (0)20 8830 5300  
Fax: +44 (0)20 8452 2822

**USA**

Tel: +1 901.382.8716  
Fax: +1 901.382.0027

**Germany**

Tel: +49 (0)3371 60222 00  
Fax: +49 (0)3371 60222 01

## DEPC Water

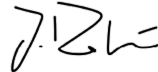
For research or further manufacturing use only

Catalog No:	BIO-76001
Lot No:	SF618-B134580
Storage Conditions:	-20°C
Component Lot No:	DWT-425101A
Expiry date:	February 2027

### Quality Control Parameters

Analysis	Specification	Result
DNA contamination	Quantitative PCR analysis with no template. Presence of <i>E. coli</i> and mouse genomic DNA checked. Test sample must amplify in line with control sample.	Passed
DNase contamination	Incubation of a 1Kb double stranded DNA fragment. Incubation for 4 hours at 37°C with dilution series of DNase I. Analysed by agarose gel electrophoresis. Test sample must show less degradation than the limit of detection $2.5 \times 10^{-3}$ U DNase I.	Passed
RNase contamination	Quantitative PCR analysis with high and low RNase standards. Test sample must show less RNase activity than the limit of detection $9.7 \times 10^{-3}$ ng/ $\mu$ L RNase.	Passed

QA / QC Representative:



J. Rahnenführer

 Date: 8<sup>th</sup> January 2025

United Kingdom

 Tel: +44 (0)20 8830 5300  
 Fax: +44 (0)20 8452 2822

USA

 Tel: +1 901.382.8716  
 Fax: +1 901.382.0027

Germany

 Tel: +49 (0)3371 60222 00  
 Fax: +49 (0)3371 60222 01